



3D SHUTTLE ROBOT SYSTEM-SLS600

Product Brochure

HWArobotics PTE. LTD.

“


SYSTEM CONFIGURATION

The HWArobotics SLS600 3D multi-layer shuttle system offers exceptional reliability and compatibility, establishing a distinctive competitive advantage in the industry.

The SLS600 possesses excellent warehouse sharing capabilities. This allows the shuttle to efficiently handle overall operational requirements while accommodating temporary local surges in demand.

With the outstanding differentiated technological superiority and relatively high comprehensive cost advantage, HWArobotics SLS600 3D Shuttle system can deliver more reliable, economical and flexible solutions to customers.

3D VARIABLE SIZE

”

ADVANTAGE

- 01 Available for both variable size and fixed width shuttle robot to share the same rail. As well as allow two way shuttle and 3D shuttle share the same rail. Such rack configuration give more flexibility for either existing warehouse renovation or newly built warehouse.
- 02 High efficiency vertical lift with higher integration degree, allowing compact integration of transfer platform, goods lift and shuttle lift within relatively small space.
- 03 All the rails are Roll Down processed, with increased reliability and cost effectiveness.



SLS600 FEATURES



Flexible configuration

Supporting line side transportation, single or multiple totes position depths, adapts to fixed width and/or variable width storage units, shuttles can run on different levels.



Compatibility with multiple specifications of case containers

(L*W*H):
200*200*160~850*650*500(mm)
7.8*7.8*6.3~33.46*25.59*19.69(in)



Saving energy and protecting environment

The drive units are made of DC servo motors from Germany, and combined with the independently developed energy recovery technology.



Patented flip fork parts with service life over 10 million times.




High efficiency and flexibility

Unique high reliability and high efficiency layer changing solution



New integrated power supply, with shorter charging time and longer standby operation time.



PERFORMANCE PARAMETERS

<i>Item</i>	<i>Parameter</i>
Throughput efficiency of single aisle	100~1000boxes/hr
Rated Load	Standard-35kg(Max-50kg) Standard-77 lb(Max-110 lb)
Maximum lengthwise moving speed	≥ 4m/s(13 ft/s)
Maximum lateral moving speed	≥ 2m/s(6.56 ft/s)
L*W*H	200~850mm*200~650mm*160~500mm 7.8~33.46(in)*7.8~22.59(in)*6.2~19.69(in)
Suitable containers	cartons/totes/other approximate cube items

APPLICATION SCENARIO


The four-directional tote-handling shuttle robot system SLS600 is suitable for low throughput and higher density scenarios.



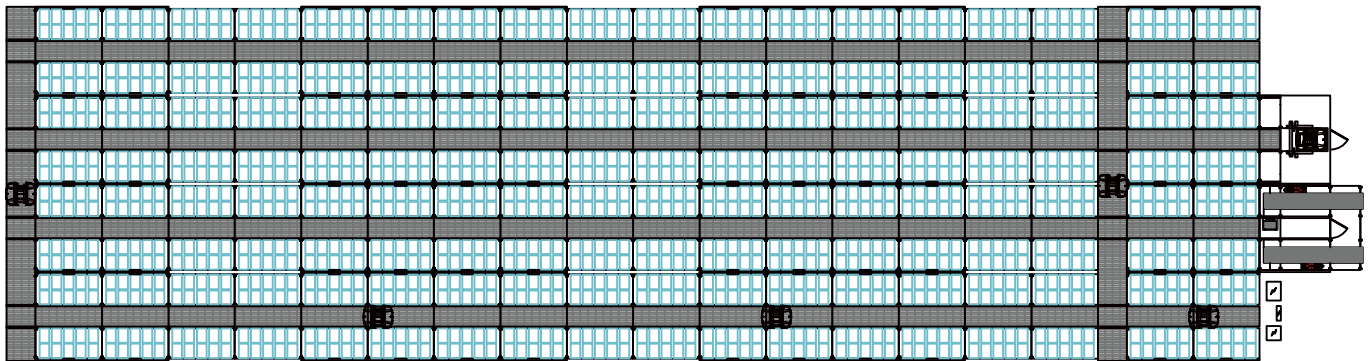
E-commerce



Media



Electronics



SLS600 STORAGE RACK

CASE STUDY



A well-known large household appliance manufacturing enterprise intelligent warehouse project

Project Features

1. 3D case-handling shuttle AS/RS
2. Shuttle crosses different floor with goods

Core Configuration

- Multi-shuttle ASRS: 3 aisles, Double position depths, 2144 tote positions
- Shuttles: 2
- Shuttle Lifts: 1





HWArobotics PTE. LTD.

WhatsApp: +86 183 6209 7855

E-mail: marketing@hwarobotics.com

Web: www.hwarobotics.com